



POWERED BY LED INDUSTRIES

# Aspen Pendant

PROJECT:

TYPE:





POWERED BY LED INDUSTRIES

## Aspen Pendant

### Description:

The Aspen Pendant is reminiscent of the aspen trees and has a naturalistic design to it. The frame is connected to a single limb with multiple stems branching outwards topped with little individual lights. These are not fixed in one position and can be freely moved by rotating them around their place. This pendant can be utilized in many spaces and creates artistically pleasing and ambient lightning.

#### SPECIFICATIONS:

- **Material:**
  - Metal and Acrylic
- **Dimensions: W X L**
  - **27 Head:** 24.41" X 22.44"
  - **36 Head:** 28.35" X 22.44"
  - **45 Head:** 32.28" X 24.41"
  - **54: Head:** 36.22" X 25.59"

#### ELECTRICAL:

- **Input Voltage:**
  - PoE
- **Wattage (W):** 1.6 W / Head
- **LED Lumen/Watt:** 100 LM/W
- **Light Source:** Integrated LED
- **IP Rating:** IP 20
- **Controls:** Dimming with PoE Driver.

#### LABELS:

- ETL conforms to UL STD 1598; Certified to CAN/CSA STD C22.2 No. 250.0.
- LED light assembly conforms to UL 2108 for remote installation.
- RoHS compliant

#### WARRANTY:

- 5-Year Limited Warranty



## ORDERING INFORMATION

### Ordering Example: LI-APDL-05001-27-27-1-PD-FR-GL

Model	Heads	Nominal Watts	Nominal Lumen	CRI	Color Temp	Voltage	Dimmable	Shade Finish	Finish
LI-APDL-05001	27-27	43W	3440	>80	27-2700K	1-PoE N	PD-PoE Dim.	TR-Transparent FR-Frosted SG-Smokey Grey	GL-Gold BL-Black
	36-36	58W	4640		30-3000K				
	45-45	72W	5760		35 -3500K				
	54-54	86W	6880		40 -4000K				

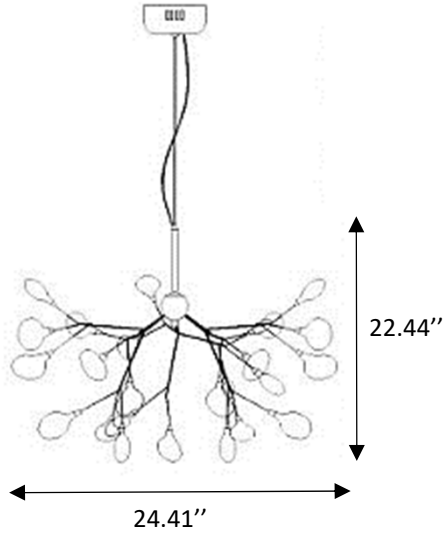


POWERED BY LED INDUSTRIES

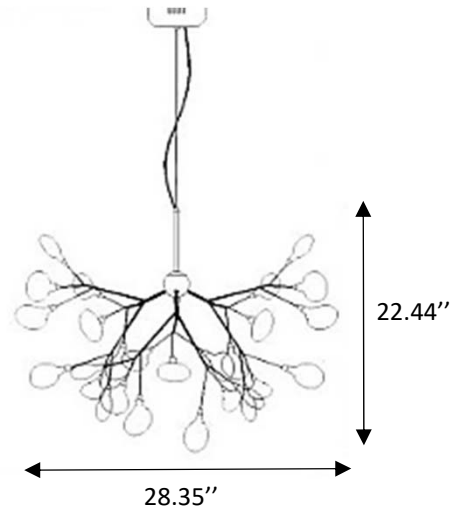
## Aspen Pendant

### Nominal Dimensions:

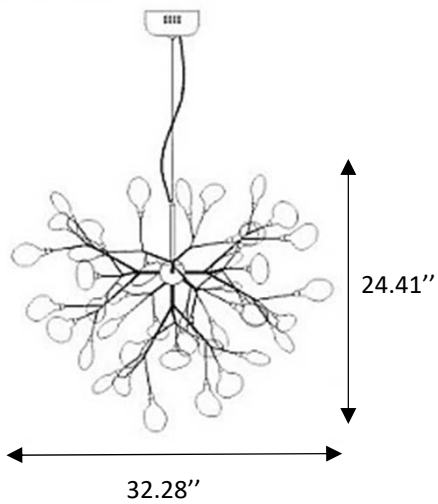
27 HEADS



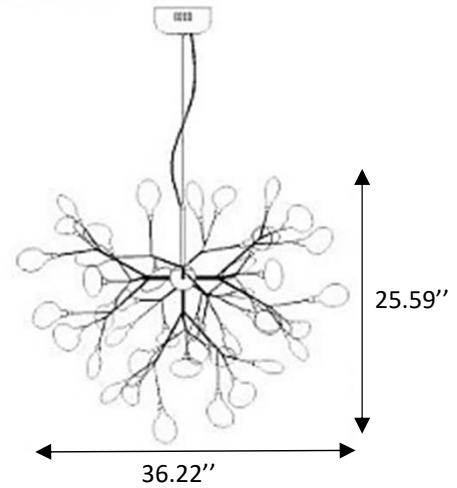
36 HEADS



45 HEADS



54 HEADS



LED Industries reserves the right to change specs or exchange fixtures without further notice