



POWERED BY LED INDUSTRIES

PROJECT:

TYPE:

Boulder Pendant





POWERED BY LED INDUSTRIES

Boulder Pendant

Description:

The Boulder Pendant is reminiscent of the aspen trees and has a naturalistic design to it. The frame is connected to a single limb with multiple stems branching outwards topped with little individual lights. These are not fixed in one position and can be freely moved by rotating them around their place. This pendant can be utilized in many spaces and creates artistically pleasing and ambient lightning.

SPECIFICATIONS:

- **Material:**
 - Metal and Acrylic
- **Dimensions: W X L**
 - **9 Head:** 12.65" X 17.72"
 - **27 Head:** 25.59" X 21.65"
 - **36 Head:** 29.53" X 23.62"
 - **45 Head:** 33.46" X 25.60"

ELECTRICAL:

- **Input Voltage:**
 - PoE
- **Wattage (W):** 1.6 W / Head
- **LED Lumen/Watt:** 100 LM/W
- **Light Source:** Integrated LED
- **IP Rating:** IP 20
- **Controls:** Dimming with PoE Driver.

LABELS:

- ETL conforms to UL STD 1598; Certified to CAN/CSA STD C22.2 No. 250.0.
- LED light assembly conforms to UL 2108 for remote installation.
- RoHS compliant

WARRANTY:

- 5-Year Limited Warranty



ORDERING INFORMATION

Model	Heads	Watts	Nominal Lumen	CRI	Color Temp	Voltage	Dimmable	Shade Finish	Finish
LI-BPDL-04RGB	9- 9	14W	1120	>80	27 - 2700K	1-PoE N	PD-PoE Dim.	TR-Transparent FR-Frosted SG-Smokey Grey	RG-Rose Gold BL-Black
	27- 27	43W	3440		30 - 3000K				
	36- 36	58W	4640		35 - 3500K				
	45- 45	72W	5760		40 - 4000K				

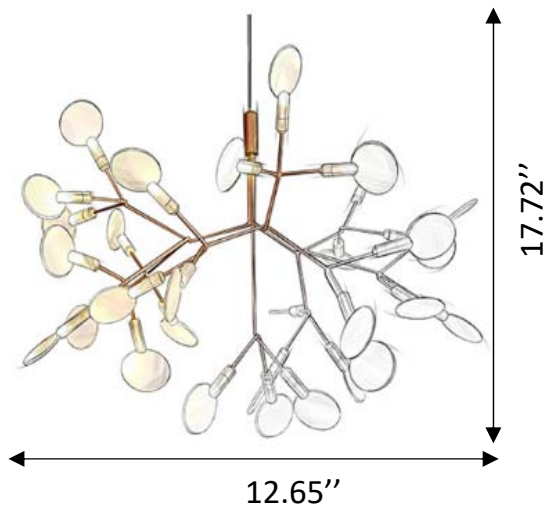


POWERED BY LED INDUSTRIES

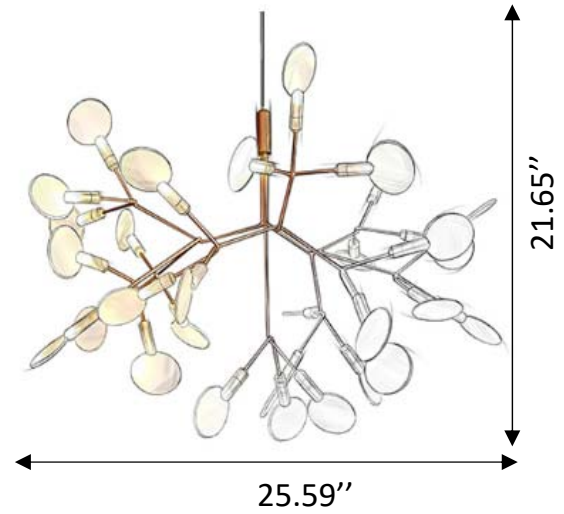
Boulder Pendant

Nominal Dimensions:

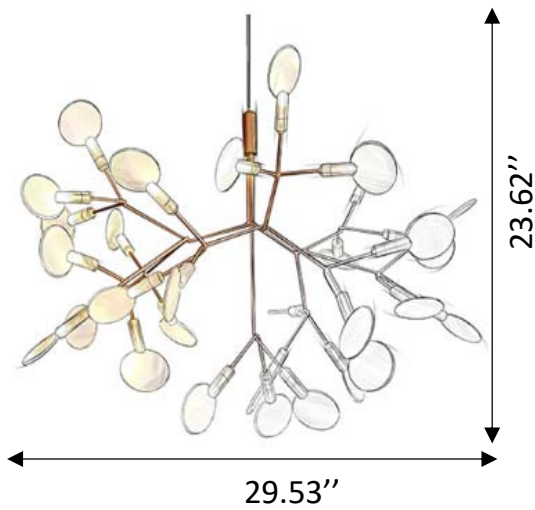
9 Head:



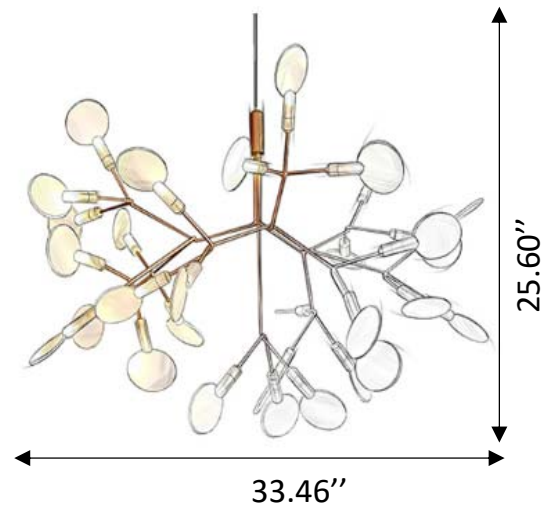
27 Head:



36 Head:



45 Head:



LED Industries reserves the right to change specs or exchange fixtures without further notice