

360 Flex Lineal

- **360 Flex Lineal features:**
- Dual color silicone extrusion + flexible FPC+ highlight LED
- UV resistance
- Flexible
- Not be restricted by cutting unit, could cut it at any length without dark zone.
- Emitting 360 widely use for artistic lighting space to bring more vivid designs
- Mild and ever light output
- High waterproof grade
- Cuttable + Non-soldering terminal
- Hollow inside, protect LEDs well
- Power 15w/meter
- Operating temperature $-20^{\circ}\text{C} \sim +45^{\circ}\text{C}$
- Storage temperature $0^{\circ}\text{C} \sim +60^{\circ}\text{C}$
- Certification UL, CE, ROHS
- Surface color White
- Standard length 197"*0.98"
- Application Indoor
- Installation way Pendant, Surface mounted, Recessed
- Protection grade IP20



LI-S2835L240V24 – Dia: 25mm | 0.98"

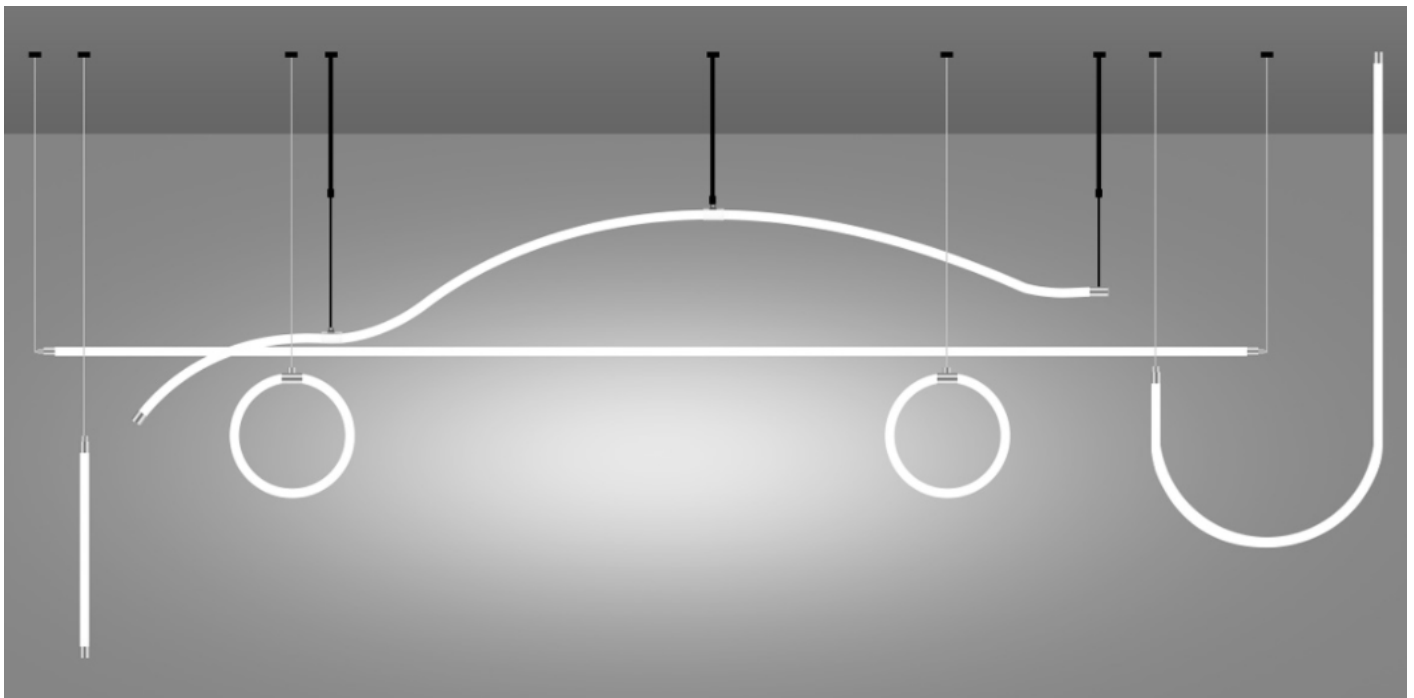
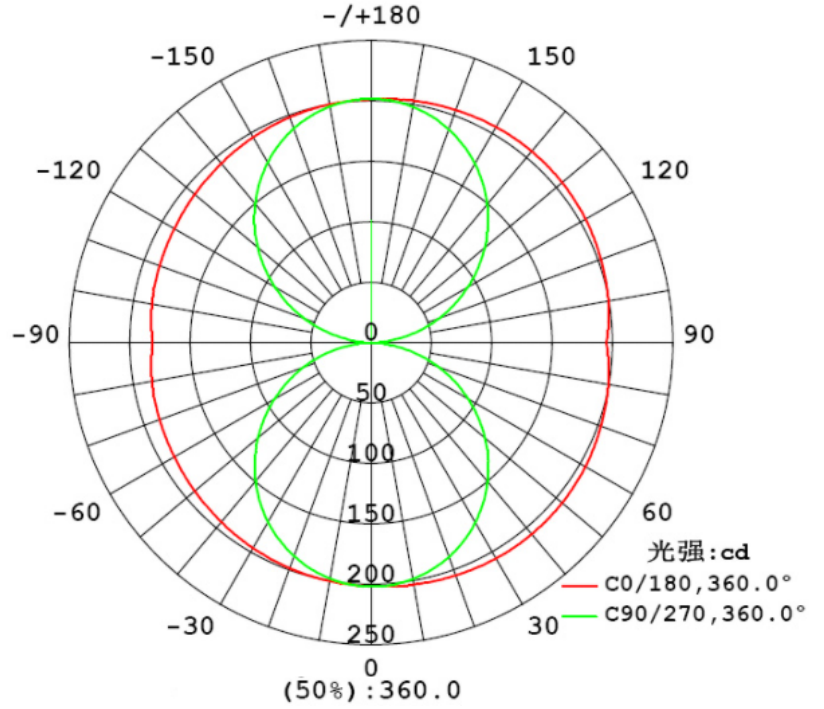
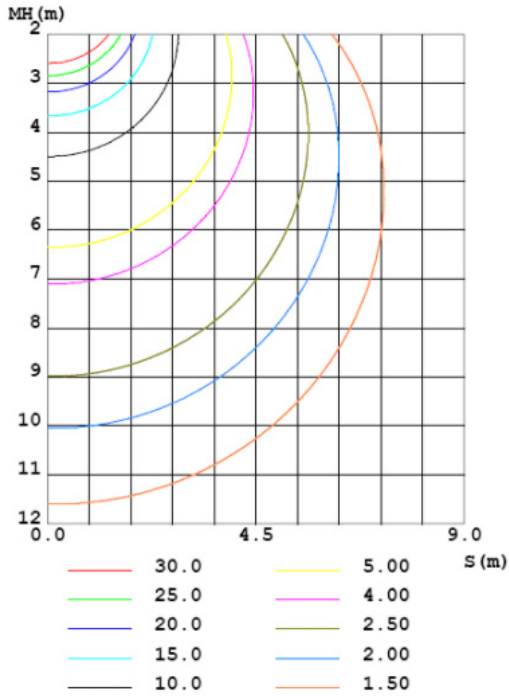


Due to continuous improvements, the information herein may be changed without notice
 LED Industries reserves the right to change the product or any other detail without notice
 All Pictures shown are for illustration purpose only. Actual product may vary due to product enhancement.



POWERED BY LED INDUSTRIES

360 Flex Lineal

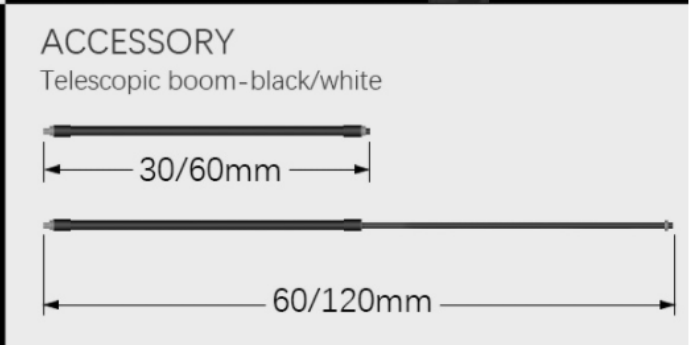

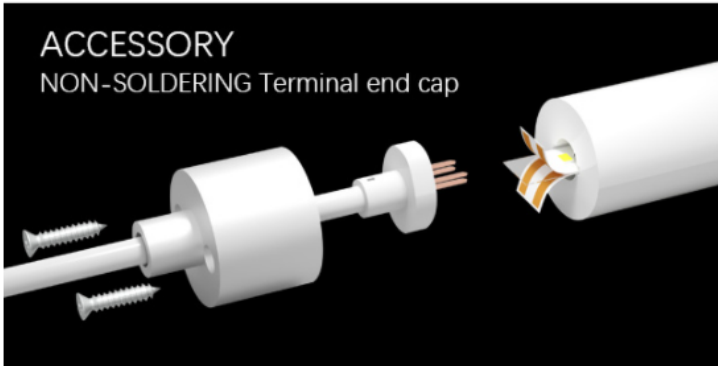


Due to continuous improvements, the information herein may be changed without notice
 LED Industries reserves the right to change the product or any other detail without notice
 All Pictures shown are for illustration purpose only. Actual product may vary due to product enhancement.



POWERED BY LED INDUSTRIES

Accessory



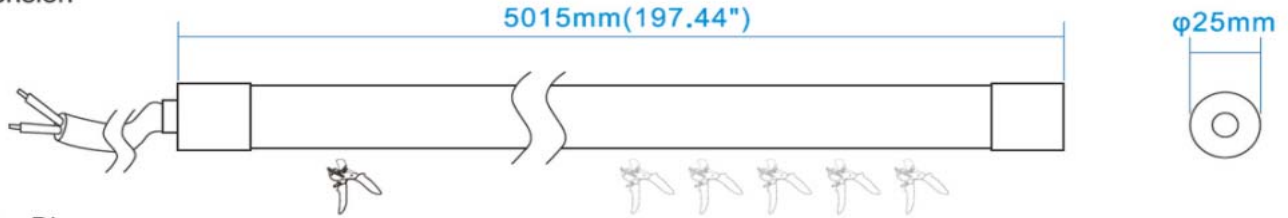
Due to continuous improvements, the information herein may be changed without notice
LED Industries reserves the right to change the product or any other detail without notice
All Pictures shown are for illustration purpose only. Actual product may vary due to product enhancement.



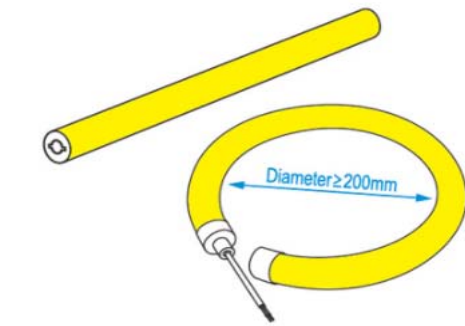
POWERED BY LED INDUSTRIES

360 Flex Lineal


Dimension



Bending Diagram



Correct bending direction and bending radius



Do not twist it or bending reversely

Order Information

LI-S2835L240V24 -1-27-1

Item #	Watts	Dimension L x Dia	CCT	Input	Mounting Option
LI-S2835L240V24	75	1- 197" * 0.98"	27-27K 30-30K 40-40K	24VDC	1- Surface mount 2- Pendant 3- Recessed

Due to continuous improvements, the information herein may be changed without notice
LED Industries reserves the right to change the product or any other detail without notice
All Pictures shown are for illustration purpose only. Actual product may vary due to product enhancement.